



Full credit is given to the above companies including the Operating System (OS) that this PDF file was generated!

Rocky Enterprise Linux 9.2 Manual Pages on command 'bootup.7'

\$ man bootup.7

BOOTUP(7) bootup BOOTUP(7)

NAME

bootup - System bootup process

DESCRIPTION

A number of different components are involved in the boot of a Linux system. Immediately after power-up, the system firmware will do minimal hardware initialization, and hand control over to a boot loader (e.g. systemd-boot(7) or GRUB[1]) stored on a persistent storage device. This boot loader will then invoke an OS kernel from disk (or the network). On systems using EFI or other types of firmware, this firmware may also load the kernel directly.

The kernel (optionally) mounts an in-memory file system, often generated by dracut(8), which looks for the root file system. Nowadays this is usually implemented as an initramfs ? a compressed archive which is extracted when the kernel boots up into a lightweight in-memory file system based on tmpfs, but in the past normal file systems using an in-memory block device (ramdisk) were used, and the name "initrd" is still used to describe both concepts. It's the boot loader or the firmware that loads both the kernel and initrd/initramfs images into memory, but the kernel which interprets it as a file system. systemd(1) may be used to manage services in the initrd, similarly to the real system.

After the root file system is found and mounted, the initrd hands over control to the host's system manager (such as systemd(1)) stored in the root file system, which is then responsible for probing all remaining hardware, mounting all necessary file systems and spawning all configured services.

On shutdown, the system manager stops all services, unmounts all file systems (detaching the storage technologies backing them), and then (optionally) jumps back into the `initrd` code which unmounts/detaches the root file system and the storage it resides on. As a last step, the system is powered down.

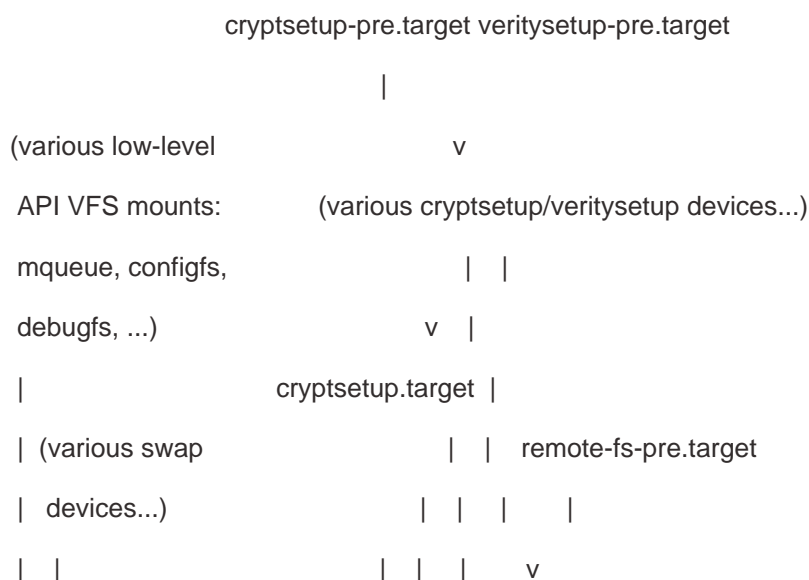
Additional information about the system boot process may be found in `boot(7)`.

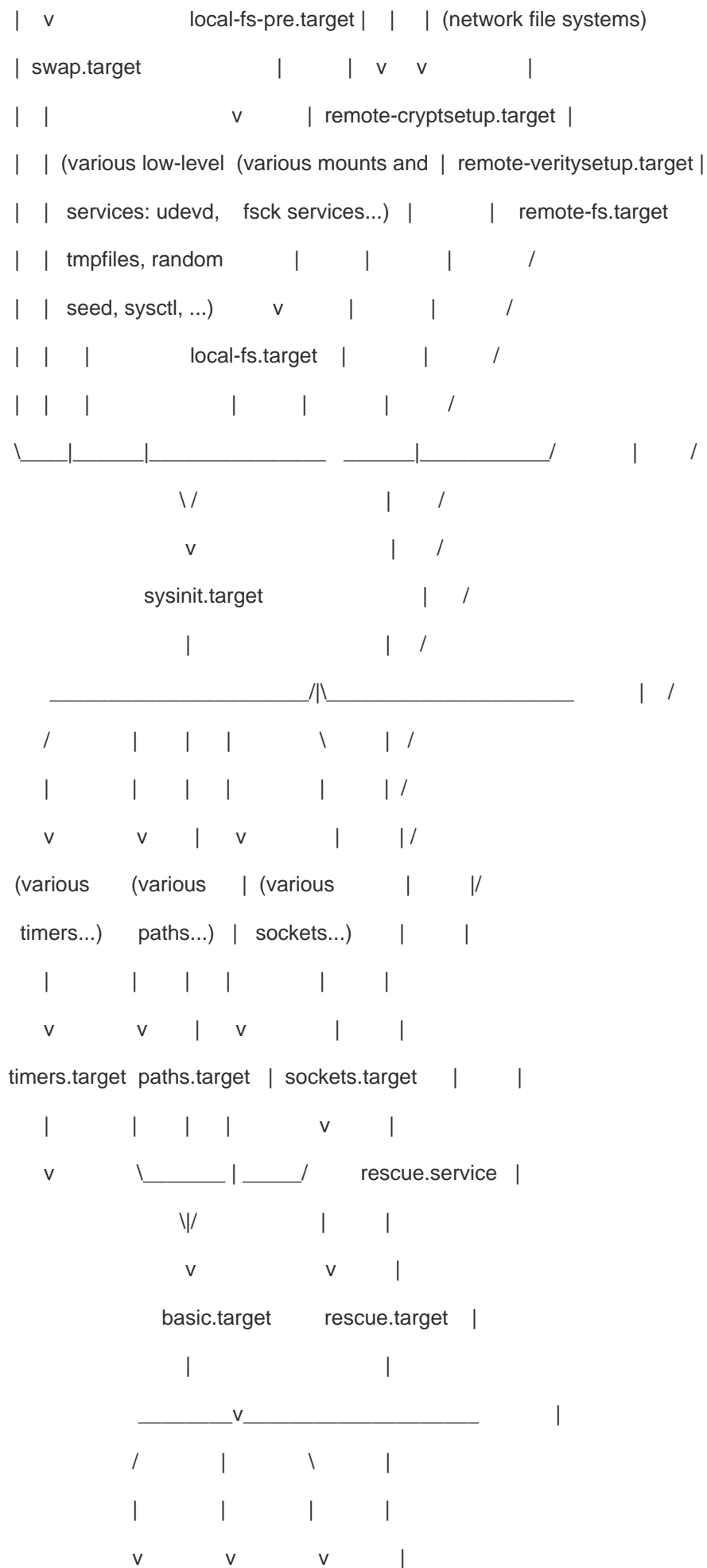
SYSTEM MANAGER BOOTUP

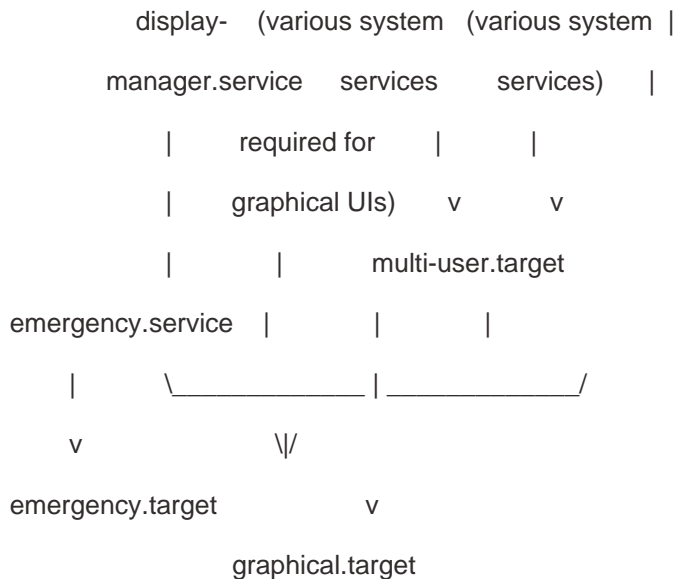
At boot, the system manager on the OS image is responsible for initializing the required file systems, services and drivers that are necessary for operation of the system. On `systemd(1)` systems, this process is split up in various discrete steps which are exposed as target units. (See `systemd.target(5)` for detailed information about target units.) The boot-up process is highly parallelized so that the order in which specific target units are reached is not deterministic, but still adheres to a limited amount of ordering structure.

When `systemd` starts up the system, it will activate all units that are dependencies of `default.target` (as well as recursively all dependencies of these dependencies). Usually, `default.target` is simply an alias of `graphical.target` or `multi-user.target`, depending on whether the system is configured for a graphical UI or only for a text console. To enforce minimal ordering between the units pulled in, a number of well-known target units are available, as listed on `systemd.special(7)`.

The following chart is a structural overview of these well-known units and their position in the boot-up logic. The arrows describe which units are pulled in and ordered before which other units. Units near the top are started before units nearer to the bottom of the chart.





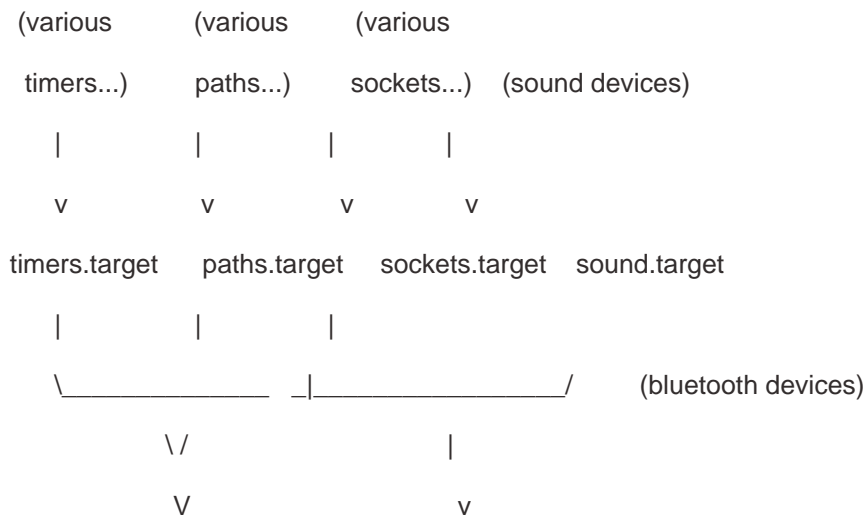


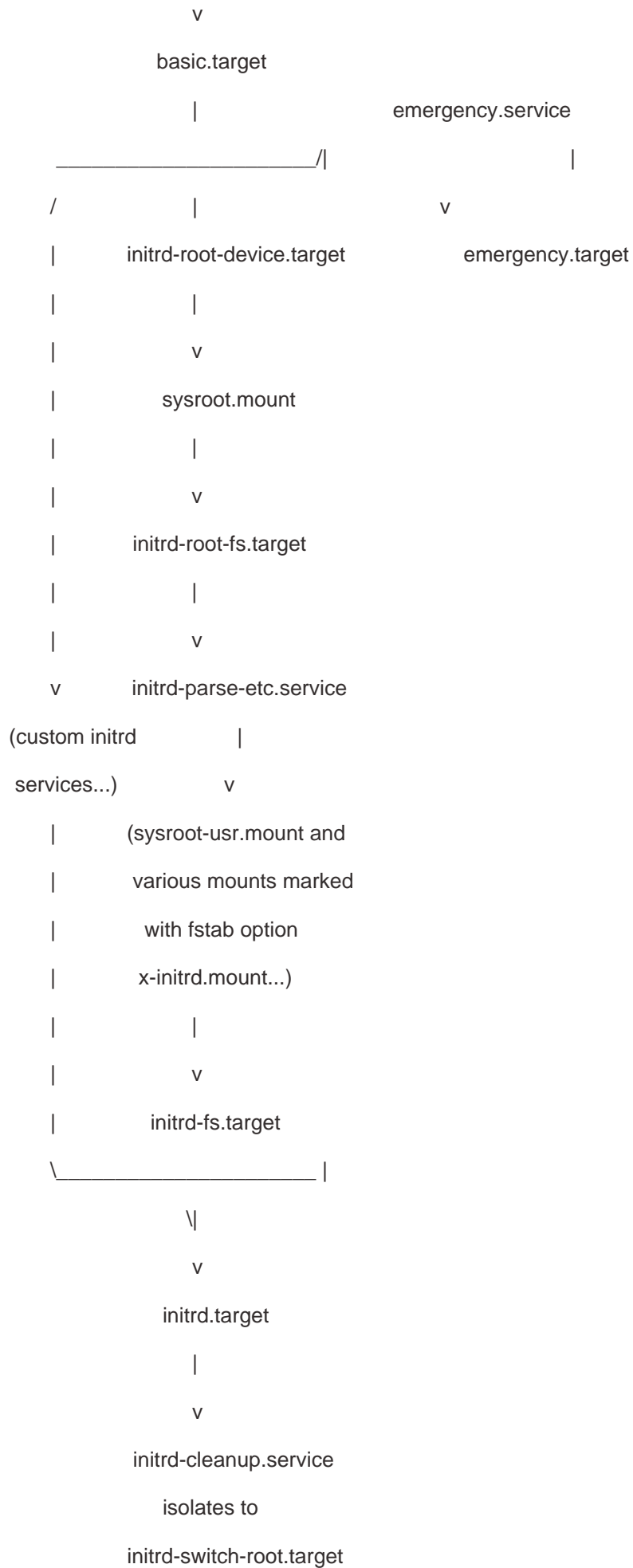
Target units that are commonly used as boot targets are emphasized. These units are good choices as goal targets, for example by passing them to the `systemd.unit=` kernel command line option (see `systemd(1)`) or by symlinking `default.target` to them.

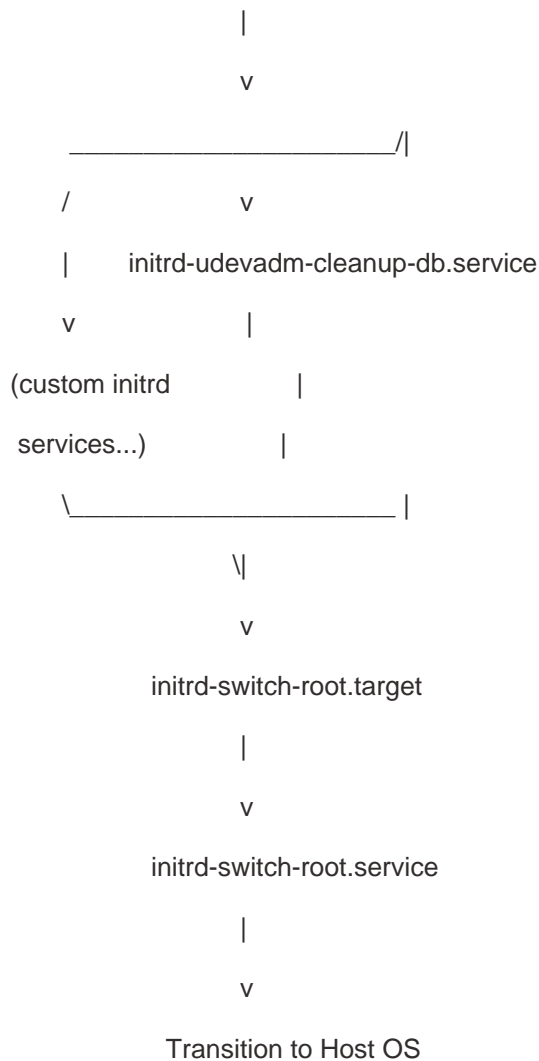
`timers.target` is pulled-in by `basic.target` asynchronously. This allows timers units to depend on services which become only available later in boot.

USER MANAGER STARTUP

The system manager starts the `user@uid.service` unit for each user, which launches a separate unprivileged instance of `systemd` for each user – the user manager. Similarly to the system manager, the user manager starts units which are pulled in by `default.target`. The following chart is a structural overview of the well-known user units. For non-graphical sessions, `default.target` is used. Whenever the user logs into a graphical session, the login manager will start the `graphical-session.target` target that is used to pull in units required for the graphical session. A number of targets (shown on the right side) are started when specific hardware is available to the user.

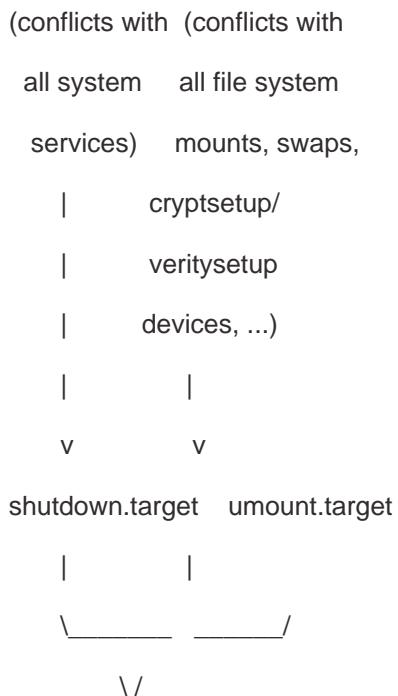


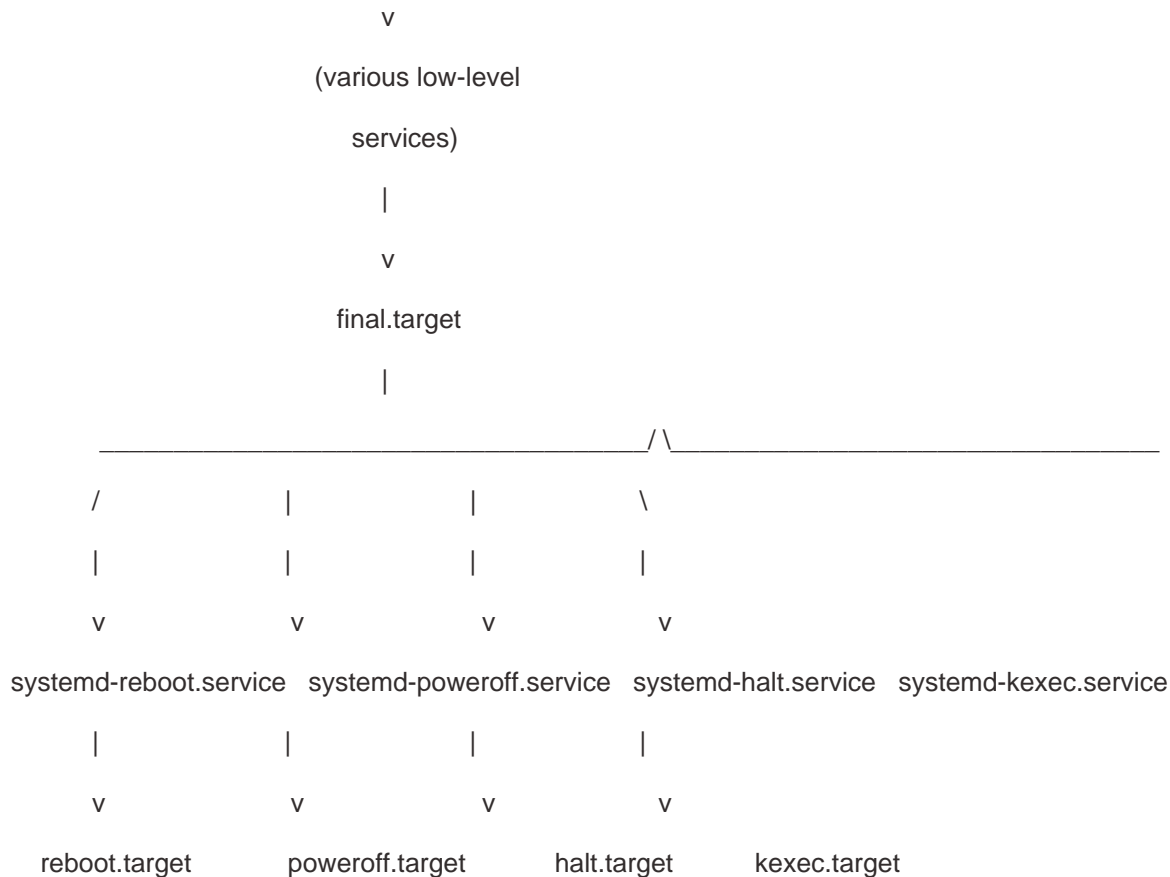




SYSTEM MANAGER SHUTDOWN

System shutdown with systemd also consists of various target units with some minimal ordering structure applied:





Commonly used system shutdown targets are emphasized.

Note that `systemd-halt.service(8)`, `systemd-reboot.service`, `systemd-poweroff.service` and `systemd-kexec.service` will transition the system and server manager (PID 1) into the second phase of system shutdown (implemented in the `systemd-shutdown` binary), which will unmount any remaining file systems, kill any remaining processes and release any other remaining resources, in a simple and robust fashion, without taking any service or unit concept into account anymore. At that point, regular applications and resources are generally terminated and released already, the second phase hence operates only as safety net for everything that couldn't be stopped or released for some reason during the primary, unit-based shutdown phase described above.

SEE ALSO

`systemd(1)`, `boot(7)`, `systemd.special(7)`, `systemd.target(5)`, `systemd-halt.service(8)`, `dracut(8)`

NOTES

1. GRUB

<https://www.gnu.org/software/grub/>